

ONE HUNDRED THIRTEENTH CONGRESS  
**Congress of the United States**  
**House of Representatives**

COMMITTEE ON ENERGY AND COMMERCE

2125 RAYBURN HOUSE OFFICE BUILDING  
WASHINGTON, DC 20515-6115

Majority (202) 225-2927  
Minority (202) 225-3641

August 2, 2013

The Honorable Mignon Clyburn  
Acting Chairwoman  
Federal Communications Commission  
445 12<sup>th</sup> Street, S.W.  
Washington, D.C. 20554

Dear Chairwoman Clyburn:

On July 9, 2012 the Committee on Energy and Commerce sent the Federal Communications Commission (FCC) a request for information concerning the Universal Service Fund (USF) programs. We are writing to ask that the Commission provide an update to that earlier information request. Since the Committee's last request, the FCC has continued to implement significant efforts to reform both the high-cost and low-income support programs. We have modified our data request to reflect the changes underway in both programs.

To assist the Committee's work and the public's understanding of the USF high-cost and low-income programs, we would appreciate your assistance in providing the following information:

1. A state-by-state list of total disbursements of USF support for each of the four USF programs for 2010, 2011, and 2012. Please provide an estimate of net contributor states and net recipient states. In addition, please provide a listing of the top ten recipients of high-cost support by state for 2010, 2011, and 2012.
2. An updated list of states that have a state-wide universal service fund and a brief explanation of the basis for contribution and what the fund supports.
3. A state-by-state list of competitive eligible telecommunications carriers receiving Lifeline funding and the names of such entities grouped by holding company. Please denote the Lifeline-only competitive telecommunications carriers who have notified the Commission that they are not facilities-based providers.
4. A timeline of all Commission and Bureau level decisions needed to implement the rules adopted in the *USF/ICC Transformation Order* and *Lifeline Reform Order* and the progress the FCC has made to meet those deadlines to date.

High-Cost Support

5. An updated list of the top ten recipients, by holding company, of high-cost support for 2010, 2011, and 2012. Please provide a table showing the amount received for each of the high-cost programs, total high-cost support, and per-line high-cost support (where available) received during that three-year period by each holding company. As with the previous request, if a company received high-cost support for more than one corporate entity, please list separately the name and location of all entities receiving support, but attribute the total amount to the corporate parent.
6. A list of the all incumbent service areas that received \$250 or more in per-line high-cost subsidies in 2012. For each service area, please include:
  - a. The geographic scope of the incumbent service area;
  - b. The total high-cost support received by the incumbent carrier, broken down by high-cost program, as well as the per-line support amount;
  - c. A list of other carriers receiving high cost, Connect America Fund, or Mobility Fund support in these service areas, if any, and the total support amounts received by those carriers;
  - d. The wire centers each competitive eligible telecommunications carrier has been designated to serve within the incumbent service area;
  - e. A list of other broadband-capable competitors that do not receive high-cost support, to the extent that information is available on the National Broadband Map and from other sources.
7. A list of the ten incumbent service areas that received the largest amount of total high-cost support in 2010, 2011, and 2012. For each such service area, please include the information requested in question 6.
8. An updated list of the ten incumbent service areas with the most eligible telecommunications carriers in 2010, 2011, and 2012 receiving legacy high-cost, Connect America Fund, or have been awarded Mobility Fund support. For each such service area, please include the information requested in question 6.
9. A list of the carriers and study areas receiving increased high cost loop support (HCLS) as result of the April 25, 2012, Benchmarks Order and the amount of additional HCLS funding that will be distributed to those carriers as compared to HCLS funding for 2012.
10. A list of the carriers and study areas receiving decreased HCLS as a result of the Benchmarks Order and the amount of HCLS funding decrease those carriers will see as compared to HCLS funding 2012.
11. A list of the carriers that have requested a waiver of the new high cost support rules, whether the carrier serves a tribal area, the date the petition was filed, the date it was decided, the number of calendar days between filing and decision, the outcome of that

decision, and whether all requests within a petition were decided or if requests are still pending.

12. The amount of incremental additional funding that price cap carriers have accepted as part of the Connect America Fund Phase I; the number of locations those carriers will be required to deploy broadband to in total; and, by state, the number of housing units located in census blocks which those carriers have identified as areas where they intend to deploy broadband for which there was no broadband service available from any commercial broadband provider, including fixed and mobile wireless and satellite. In addition, please provide a list of carriers that have petitioned for waiver from the CAF Phase I rules, the date of filing of the waivers, the date of any decisions on the waivers, the number of days from filing to decision, and the outcome of any decisions.
13. For each of the carriers identified in question 12, the number of housing units located in census blocks which those carriers have identified as areas where they intend to deploy broadband for which there is broadband service available from a commercial broadband provider, including providers of fixed and mobile wireless and satellite.
14. The amount of projected total high-cost support for 2014 and the total amount of high-cost support provided in 2012.
15. A list of the carriers and study areas with lines where the residential local rate and state regulated fees are lower than \$14 as of July 1, 2013 and the number of lines with rates below \$14.
16. A list of carriers who are 100% overlapped by a competitor offering broadband at 4/1 speed based on the National Broadband Map and other available data.

#### Low-Income Support


17. The total amount of low-income support disbursed for 2010, 2011, and 2012 for each program, nationally and on a state-by-state basis.
18. A list of the top ten recipients, by holding company, of low-income support for 2010, 2011, and 2012. Please provide a table showing the amount received by each recipient for each program separately and the total amount received by each recipient overall, to the extent that information is available.
19. A state-by-state list of the carriers that have been the subject of the Commission's low-income duplicative support elimination process and the annual estimated savings that will result due to de-enrollment of duplicative support. In addition, please provide the number of Lifeline subscribers by carrier de-enrolled as part of the 2012 recertification process including (1) the number of non-responding subscribers de-enrolled, (2) the number of subscribers responding that they are no longer eligible, (3) the number of subscribers whose eligibility was reviewed based on a state eligibility database and the number found to be ineligible, (4) the number of subscribers who de-enrolled prior to recertification,

and (5) the number of pre-paid ETC subscribers de-enrolled as a result of non-usage, by month.


20. A list of states receiving a higher amount of Lifeline funding than required to offer support to 100% of the Lifeline eligible households in the state, as determined through both income and program participation criteria.
21. The number of non-facilities based carriers designated as Lifeline eligible telecommunications carriers since the *Lifeline Reform Order*.
22. Lifeline subscriber counts by month since the *Lifeline Reform Order* took effect in June 2012.

Please provide the requested information by September 3, 2013. If you have any questions about this request, please have a member of your staff contact David Redl for the Majority Committee staff at (202) 225-2927 or Margaret McCarthy for the Minority Committee staff at (202) 226-3400.


Sincerely,



Fred Upton  
Chairman



Henry A. Waxman  
Ranking Member



Greg Walden  
Chairman  
Subcommittee on Communications  
and Technology



Anna G. Eshoo  
Ranking Member  
Subcommittee on Communications  
and Technology